

# **Officine**Edison

R&D • DIGITAL • **INNOVATION**

## Human Evolution - Tech4Growth

### OPERATIONAL GUIDE

# INDICE

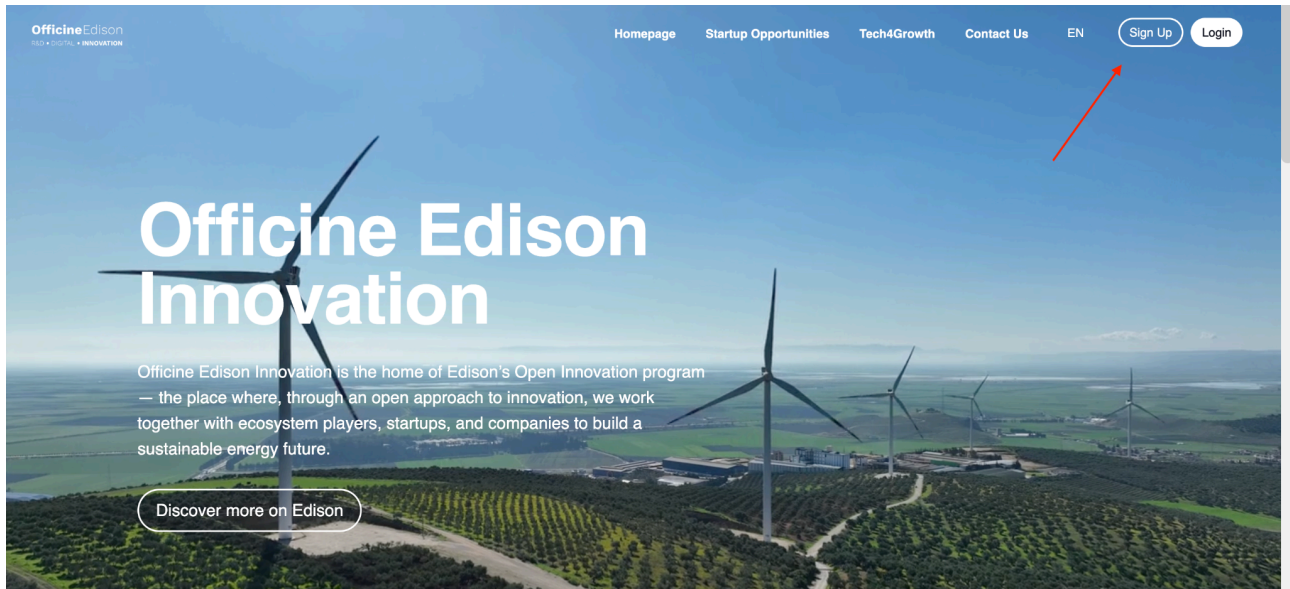
REGISTRAZIONE	2
FORM SUBMISSION	4
DASHBOARD	6

# REGISTRATION

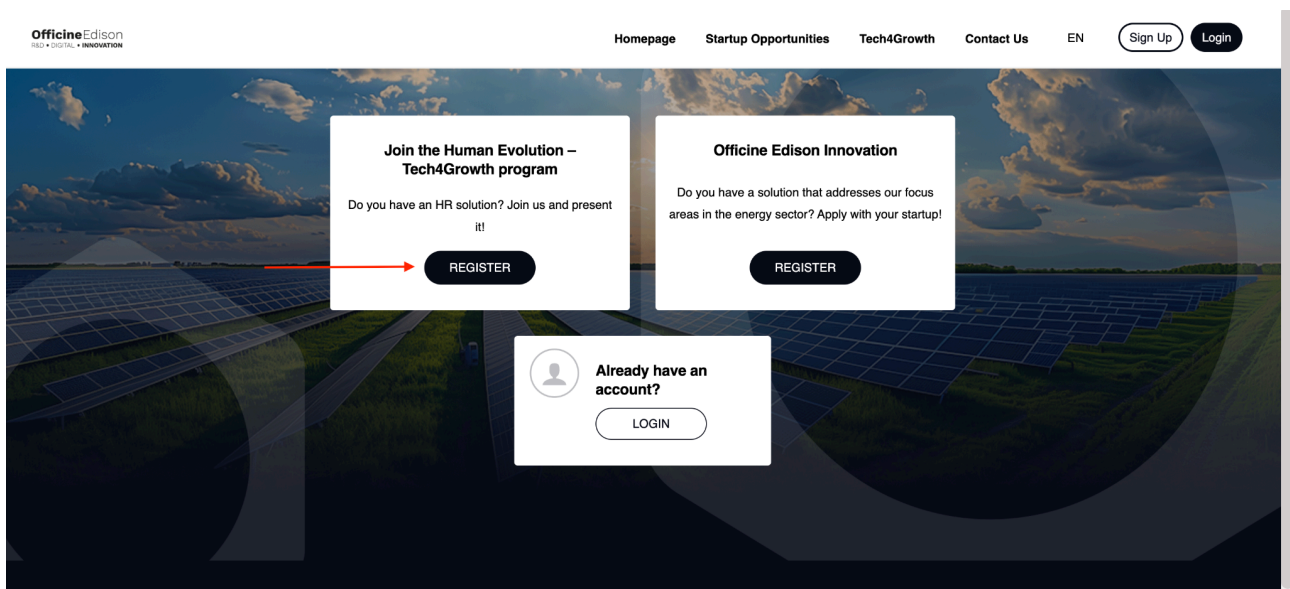
To participate in the program, you must first register on the platform:

<https://officineinnovation.edison.it/>

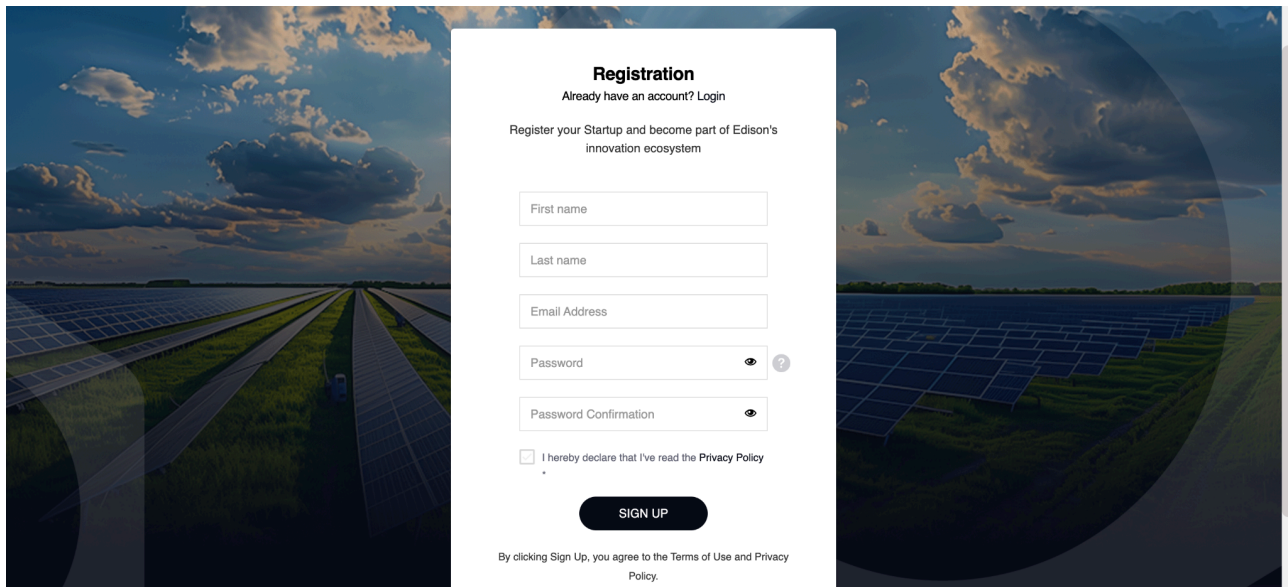
Once on the homepage, click the “Register” button at the top right to sign up.



To apply for the Human Evolution challenge, click the “Register” button, as shown in the image below.



Fill in all the fields by entering your first name, last name, email, and password. Once completed, click the “Register” button to move on to the next step.

The registration form is centered on a background image of a solar farm with rows of panels stretching into the distance under a dramatic, cloudy sky. The form itself is a white rectangular box with a subtle drop shadow.

**Registration**



Already have an account? [Login](#)


Register your Startup and become part of Edison's innovation ecosystem

First name

Last name

Email Address

Password   

Password Confirmation  

☒ I hereby declare that I've read the [Privacy Policy](#)

**SIGN UP**

By clicking Sign Up, you agree to the [Terms of Use](#) and [Privacy Policy](#).



# FORM SUBMISSION

After completing the registration, click the “Apply to the challenge”

(<https://officineinnovation.edison.it/en/page/humanrevolution-en>) button to proceed with your application.



In this step, you can enter all the details related to your startup.

Please note that fields marked with an asterisk (\*) are mandatory and must be filled in to submit your application.

**Startup Name \***

300 chars

**Company type \***

- ☐ Startup  
☐ SME  
☐ Scaleup

**Year of foundation \***

**Website \***

**Logo**

Upload only files of the following formats: gif, jpeg, jpg, png, bmp, psd



SELECT FILE...

**Location \***

If you don't have all the information at the moment, simply click "Save as Draft" at the end of the form to save the data you've entered and complete it later.

If you've filled in all the required information, click "Submit" to send your idea.

SAVE TO DRAFT

SUBMIT

After submitting your idea, you will be redirected to your Startup's dedicated page, where all the information you entered will be displayed – as shown in the example below.


You will also receive a notification email confirming that your application has been successfully submitted.

OfficineEdison  
R&D • DIGITAL • INNOVATION

[Homepage](#)
[Startup Opportunities](#)
[Tech4Growth](#)
[Contact Us](#)

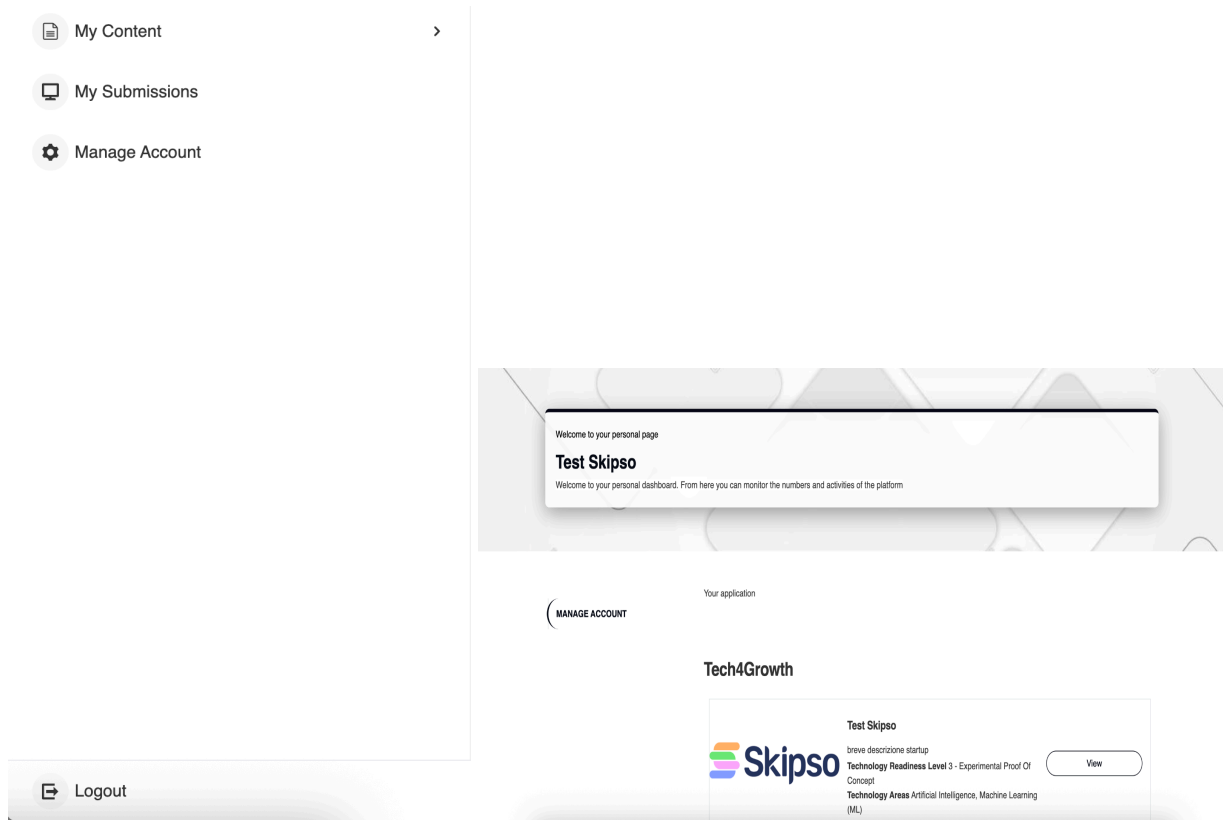
EN
TS

[BACK TO YOUR DASHBOARD](#)
[ACTIONS](#)

	<h2>Test Skipso</h2>	
<b>Company type</b> Startup	<b>Brief Description</b> breve descrizione startup	
	<b>Startup Long Description</b> descrizione	
<b>Year of foundation</b> 2010	<b>Maturity Level</b> Early	
	<b>Technology Readiness Level</b> 3 - Experimental Proof Of Concept	
<b>Website</b> Website	<b>Last funding round completed</b> Seed	
	<b>Approved Patents</b> Yes	
<b>Location</b> Milano, Italy	<b>Technology Areas</b> <ul style="list-style-type: none"> <li>Artificial Intelligence <ul style="list-style-type: none"> <li>Machine Learning (ML)</li> </ul> </li> </ul>	
	<b>Pitch Presentation</b> <a href="#">download_png.pdf</a>	
<b>First and last name of the</b>		

# DASHBOARD

By clicking the icon at the top right (and then selecting “My Applications”), you will access your personal dashboard, where you can view your Startup.



If you need support, you can contact us at [lorenzo.cavedini@skipso.com](mailto:lorenzo.cavedini@skipso.com).